



BROCHURE

NEW

Salinometer for Freshwater Generators and Boilers SL8005

Daniamant design and manufacture all of our products in line with the relevant worldwide approvals, technical specifications, current legislation and International directives.

Our mission is to achieve World class performance through partnerships with our suppliers, customers and employees, providing products and services that enhance the safety and security of our customers.

Daniamant products cover eight key areas:

- Lifejacket Lights
- Liferaft Lights
- Lifebuoy Lights
- Intrinsically Safe Lights
 - Special Lights
- Bridge Navigational Watch Alarm System (BNWAS)
 - Salinometers
- Agency for a range of world-renowned safety product brands (supplied to the Danish market)

Further Information

For further information on our products, please see our website: www.daniamant.com

Function

The salinometer measures and supervises the salinity (salt content) by conductivity measurement in fresh water. The measured value is displayed as ppm and by comparing the measured value to a user defined alarm setpoint value, relay outputs are available to indicate if salinity is above or below the alarm setpoint value.

Typical Use

In areas where fresh water generation or purification is taking place and level of salinity in the fresh water must be monitored as well as in areas where a set level of salinity is requested in a process. Salinometers are used in: Freshwater Generators, Boilers, Reversed Osmosis Fresh Water Systems (RO) and other systems where salinity has to be supervised.

Mains Supply

85 - 265 V AC, 50/60 Hz, 10 VA typ. - 15 VA max.

Mains supply must be protected against overcurrent by an external 250 mA slow-blow fuse.

Measuring Salinity Range

Measuring salinity range: 0 - 200 ppm, displayed as "000" to "199" and "HI" if value exceeds 200 ppm.

Alarm Function

User defined alarm setpoint value (0 - 199 ppm) is set using "+" and "-" buttons. When measured value exceeds alarm setpoint, change-over relay contacts A and B are activated. Alarm relay B may be enabled/disabled from the front by pressing a button.



Panel mounting model



Wall mounting model



Electrode unit



Daniamant Electronics A/S
 Industrivej 24C
 3550 Slangerup
 Denmark

Tel +45 47 37 38 00
 Fax +45 47 37 38 09
 info@daniamant.com

Daniamant ApS
 Industrivej 24C
 3550 Slangerup
 Denmark

Tel +45 47 37 38 00
 Fax +45 47 37 38 09
 orders@daniamant.com

Daniamant Ltd
 Unit 3, The Admiral Park
 Airport Service Road
 Portsmouth, PO3 5RQ
 United Kingdom

Tel +44 23 92 67 51 00
 Fax +44 23 92 67 51 01
 sales@daniamant.com

Relay Contacts

2 x Change-over relay contacts – capable of handling 4A (85 - 265 V AC or 24 V DC) load. Relays must be protected against overcurrent by an external 4 A slow-blow fuse.

Test

Full electronics test when power is switched on and during run-time a test-button is available for testing the salinometers. The test-button will disable the electrode and feed an internal 10 ppm signal to the salinometer (note that this will be seen as an actual measurement, and alarms will respond to this). Connection to electrode is monitored and error in this reported on the front (malfunction + LED + display = “- - -”).

Protection

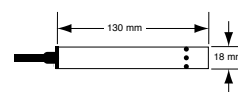
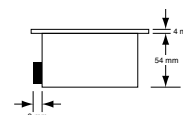
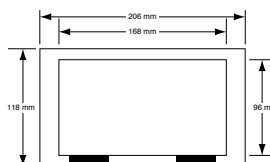
Salinometer for panel mounting is IP65 from the front. Salinometer in wall mounting box is IP65.

Cable Connections

- 1-2:** Mains power input.
- 3-5:** Alarm relay A (change over function NO-C-NC)
- 6-8:** Alarm relay B (change over function NO-C-NC)
- 11-15:** Electrode.
- 16-17:** 4-20 mA output.



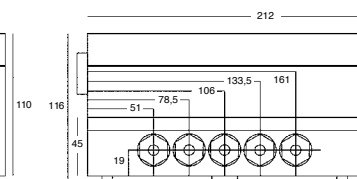
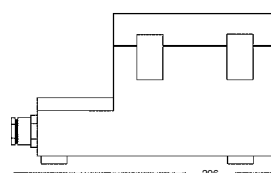
Panel mounting model



Electrode-compatibility: auto-referenced electrode with built-in temperature-compensation and 2.5 m 5-wire marine approved cable.



Wall mounting model



Fittings and adapters



Daniamant
 Be safe at sea

Uni-Safe
 Electronics a/s

BASIC JAPAN
 Basic Japan Co., Ltd.
 Phone: +81-3-5335-7651
 E-mail: mail@basicjp.com
 URL: www.basicjp.com