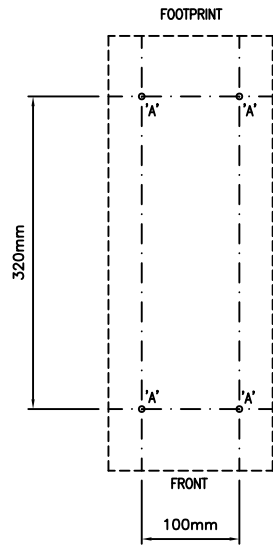
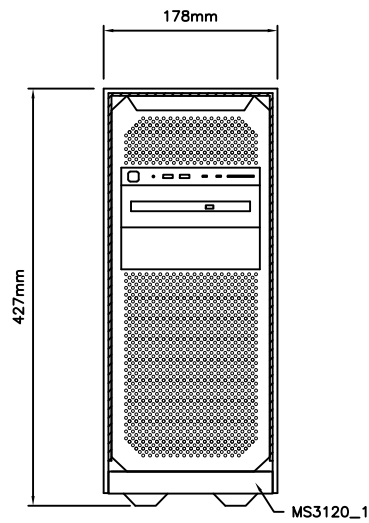


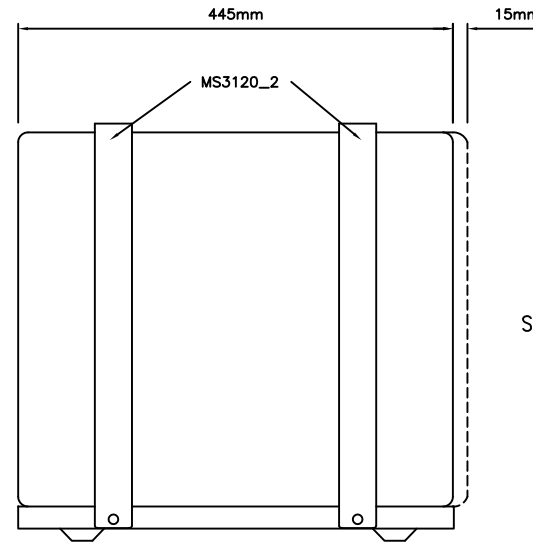
DRILLING DETAIL



FRONT ELEVATION



SIDE ELEVATION



- NOTES:
- 1) SECURE TRAY TO WORKTOP USING M6 x 30mm PAN (4 OFF)
 - 2) MAXIMUM WORKTOP DEPTH ASSUMED TO BE 10mm
 - 3) HOLE DETAILS:
'A': M6 CLEARANCE (4 OFF)
 - 4) ALLOW 10mm CLEARANCE ON OVERALL DIMENSIONS FOR VIBRATION & VENTILATION
 - 5) ANTI-VIBRATION MOUNT DETAIL: STOP-CHOC SCA17688-04 (4 OFF)
 - 6) ENSURE RF 1010-MST-A IN-LINE FILTER IS FITTED TO THE AC POWER SUPPLY

MARINER
SYSTEMS
(UK) LTD

USED IN CONJUNCTION WITH:
HP Z4 G5 WORKSTATION
(TOWER CONFIGURATION)

DRAWING TITLE: MS3120 ASSEMBLY

SCALE: DRAWN 1:1
ISSUE: 1

DWG NO: MS3120_A
DATE: 14 MAR 2024